

# TRAVEL & TOURISM: ECONOMIC IMPACT 2021<sup>1</sup>



## GLOBAL DATA

### \$ Total GDP contribution:

2019  
**10.4%**  
USD 9,170 BN

2020  
**5.5%**  
USD 4,671 BN

#### Total Travel & Tourism GDP change in 2020:

**-49.1%** = USD -4,498 BN

#### Global economy GDP change:

**-3.7%**

### 👤 Total Travel & Tourism jobs:

2019  
**334MN**  
= 1 in 10 jobs

2020  
**272MN**  
= 1 in 11 jobs

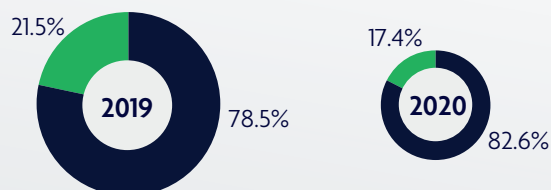
1 in 4 net new jobs  
were created by Travel &  
Tourism during 2014-2019



#### Change in jobs in 2020<sup>2</sup>

**-61.6MN**  
-18.5%

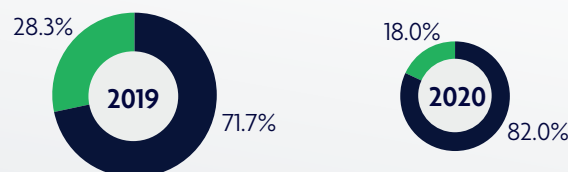
### \$ Leisure vs Business Spending:



● Leisure Spending:  
2019 = USD 4,692.4 BN  
2020 = USD 2,373.7 BN  
**-49.4% change**

● Business Spending:  
2019 = USD 1,294.2 BN  
2020 = USD 504.3 BN  
**-61.0% change**

### \$ Domestic vs International Spending:

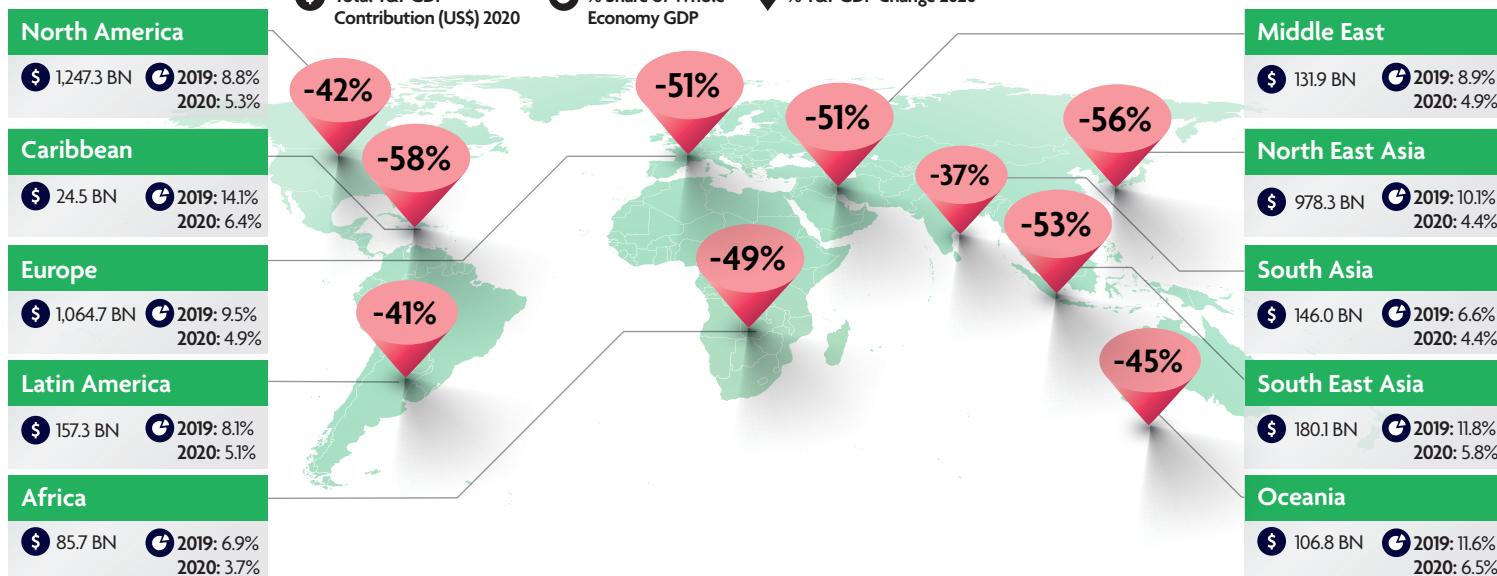


● Domestic Spending:  
2019 = USD 4,295.1 BN  
2020 = USD 2,360.3 BN  
**-45.0% change**

● International Spending:  
2019 = USD 1,691.5 BN  
2020 = USD 517.6 BN  
**-69.4% change**

## TRAVEL & TOURISM REGIONAL PERFORMANCE

\$ Total T&T GDP Contribution (US\$) 2020    % Share of Whole Economy GDP    % T&T GDP Change 2020



# TRAVEL & TOURISM: ECONOMIC IMPACT 2021<sup>1</sup>



## A CLOSER LOOK

### G20 Countries: Select Travel & Tourism Indicators

	T&T contribution to GDP (US\$ BN)		T&T % of GDP		T&T GDP change (%)	Share of Total T&T Spending 2020		T&T Spending Change 2020 (%)	
	2020	(2019)	2020	(2019)		Domestic	International	Domestic	International
1 United States	1,103.7	1869.7	5.3	8.6	-41.0	93.9	6.1	-37.1	-76.7
2 China	667.2	1665.6	4.5	11.6	-59.9	88.0	12.0	-60.8	-66.3
3 Japan	234.9	373.0	4.7	7.1	-37.0	94.6	5.4	-30.3	-82.9
4 Germany	208.8	393.1	5.5	9.8	-46.9	88.4	11.6	-47.3	-57.9
5 Italy	132.2	269.8	7.0	13.1	-51.0	80.6	19.4	-49.6	-62.0
6 France	123.2	240.5	4.7	8.5	-48.8	67.1	32.9	-49.8	-52.9
7 India	121.9	191.3	4.7	6.9	-36.3	89.0	11.0	-30.7	-61.0
8 United Kingdom	115.0	305.0	4.2	10.1	-62.3	85.4	14.6	-63.2	-71.6
9 Mexico	91.2	175.6	8.5	15.0	-48.1	85.0	15.0	-48.0	-49.3
10 Australia	81.4	149.1	6.0	10.7	-45.4	91.0	9.0	-41.0	-77.2
11 Brazil	78.0	115.7	5.5	7.7	-32.6	94.4	5.6	-35.6	-39.1
12 Spain*	75.4	202.1	5.9	14.1	-62.7	63.2	36.8	-50.7	-78.2
13 Canada	52.4	111.6	3.2	6.4	-53.0	81.2	18.8	-51.0	-71.1
14 Saudi Arabia	48.5	79.2	7.1	9.8	-38.8	66.2	33.8	-30.9	-80.4
15 Russia	40.1	75.5	2.7	4.9	-47.0	82.5	17.5	-43.9	-69.6
16 South Korea	39.9	73.2	2.4	4.4	-45.5	67.9	32.1	-34.0	-68.0
17 Turkey	35.5	77.6	5.0	11.0	-54.2	47.2	52.8	-41.8	-65.2
18 Indonesia	34.5	64.7	3.2	5.9	-46.6	78.4	21.6	-35.2	-78.4
19 Argentina	24.3	38.9	6.5	9.4	-37.5	91.7	8.3	-35.1	-66.7
20 South Africa	11.1	22.1	3.7	6.9	-49.8	66.7	33.3	-42.8	-66.0

\* Spain is included here as it is invited to G20 events as a permanent guest.

## LARGEST T&T ECONOMIES - 2019 VS. 2020 RANKINGS

### Total contribution to GDP 2019: (US\$, real 2020 prices and exchange rates, billions)

1 United States	1,869.7
2 China	1,665.6
3 Germany	393.1
4 Japan	373.0
5 United Kingdom	305.0
6 Italy	269.8
7 France	240.5
8 Spain	202.1
9 India	191.3
10 Mexico	175.6
11 Australia	149.1
12 Brazil	115.7
13 Canada	111.6
14 Thailand	106.5
15 Netherlands	101.6
16 Philippines	90.0
17 Saudi Arabia	79.2
18 Turkey	77.6
19 Russia	75.5
20 South Korea	73.2

### Total contribution to GDP 2020: (US\$, real 2020 prices and exchange rates, billions)

1 United States	1,103.7
2 China	667.2
3 Japan	234.9
4 Germany	208.8
5 Italy	132.2
6 France	123.2
7 India	121.9
8 United Kingdom	115.0
9 Mexico	91.2
10 Australia	81.4
11 Brazil	78.0
12 Spain	75.4
13 Netherlands	64.6
14 Philippines	52.8
15 Canada	52.4
16 Saudi Arabia	48.5
17 Thailand	41.7
18 Russia	40.1
19 South Korea	39.9
20 Switzerland	36.8

<sup>1</sup> This data includes the direct, indirect, and induced impact of Travel & Tourism. Source: WTTC and Oxford Economics. All values are in constant 2020 prices & exchange rates. As reported in March 2021

<sup>2</sup> Where countries or regions have implemented job support schemes and supported jobs are still recorded as employment by national statistical authorities, job losses exclude those supported jobs (where known).